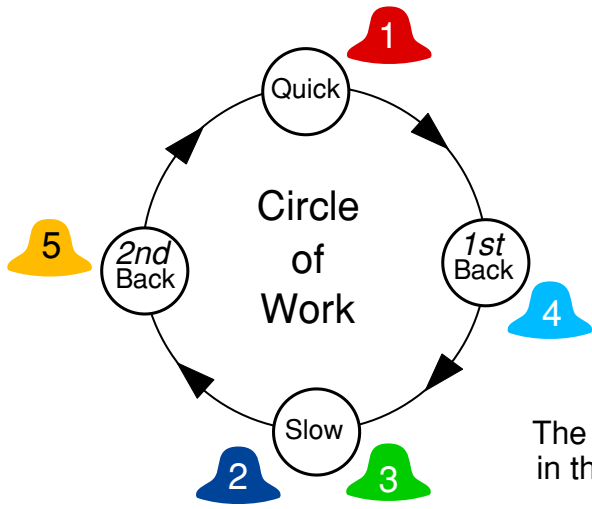


Stedman Doubles (1)



In Stedman all five bells follow the same line of work: The **QUICK** work is hunting down to lead and hunting out again. The **BACK** work is a double-dodge up in 4-5, lie in 5th and a double-dodge down; the dodges are like those you would do in a touch of Grandsire and are indicated by $\uparrow\uparrow$ and $\downarrow\downarrow$; the two **BACK** works are the same but the four double-dodges are with each of the other four working bells.

The **SLOW** work is explained on the other page.

The pieces of work are all symmetric about the grey lines shown in the diagrams below:

	treble starts half through quick work 1	start at last whole turn 2	start in 1st half turn 3	start slow 4	start in 2nd back 5	1 2 3 4 5
bell 1	B 1 2 3 4 5 H 2 1 3 5 4 B 2 3 1 4 5	B 1 2 3 4 5 H 2 1 3 5 4 B 2 3 1 4 5	B 1 2 3 4 5 H 2 1 3 5 4 B 2 3 1 4 5	B 1 2 3 4 5 H 2 1 3 5 4 B 2 3 1 4 5	B 1 2 3 4 5 H 2 1 3 5 4 B 2 3 1 4 5	
1st BACK WORK	H 3 2 4 1 5 B 2 3 4 5 1 H 2 4 3 1 5	H 3 2 4 1 5 B 2 3 4 5 1 H 2 4 3 1 5	H 3 2 4 1 5 B 2 3 4 5 1 H 2 4 3 1 5	H 3 2 4 1 5 B 2 3 4 5 1 H 2 4 3 1 5	H 3 2 4 1 5 B 2 3 4 5 1 H 2 4 3 1 5	
$\uparrow\uparrow$ with 5	H 4 2 3 5 1 H 4 3 2 1 5 B 3 4 2 5 1	H 4 2 3 5 1 H 4 3 2 1 5 B 3 4 2 5 1	H 4 2 3 5 1 H 4 3 2 1 5 B 3 4 2 5 1	H 4 2 3 5 1 H 4 3 2 1 5 B 3 4 2 5 1	H 4 2 3 5 1 H 4 3 2 1 5 B 3 4 2 5 1	
lie in 5th	H 4 3 5 2 1 B 4 5 3 1 2 H 5 4 3 2 1	H 4 3 5 2 1 B 4 5 3 1 2 H 5 4 3 2 1	H 4 3 5 2 1 B 4 5 3 1 2 H 5 4 3 2 1	H 4 3 5 2 1 B 4 5 3 1 2 H 5 4 3 2 1	H 4 3 5 2 1 B 4 5 3 1 2 H 5 4 3 2 1	
$\downarrow\downarrow$ with 2	B 5 3 4 1 2 H 3 5 4 2 1 B 3 4 5 1 2	B 5 3 4 1 2 H 3 5 4 2 1 B 3 4 5 1 2	B 5 3 4 1 2 H 3 5 4 2 1 B 3 4 5 1 2	B 5 3 4 1 2 H 3 5 4 2 1 B 3 4 5 1 2	B 5 3 4 1 2 H 3 5 4 2 1 B 3 4 5 1 2	
	H 4 3 1 5 2 B 3 4 1 2 5 H 3 1 4 5 2	H 4 3 1 5 2 B 3 4 1 2 5 H 3 1 4 5 2	H 4 3 1 5 2 B 3 4 1 2 5 H 3 1 4 5 2	H 4 3 1 5 2 B 3 4 1 2 5 H 3 1 4 5 2	H 4 3 1 5 2 B 3 4 1 2 5 H 3 1 4 5 2	
bell 2 QUICK WORK	B 1 3 4 2 5 H 1 4 3 5 2 B 4 1 3 2 5	B 1 3 4 2 5 H 1 4 3 5 2 B 4 1 3 2 5	B 1 3 4 2 5 H 1 4 3 5 2 B 4 1 3 2 5	B 1 3 4 2 5 H 1 4 3 5 2 B 4 1 3 2 5	B 1 3 4 2 5 H 1 4 3 5 2 B 4 1 3 2 5	
hunt in	H 1 4 2 3 5 B 1 2 4 5 3 H 2 1 4 3 5	H 1 4 2 3 5 B 1 2 4 5 3 H 2 1 4 3 5	H 1 4 2 3 5 B 1 2 4 5 3 H 2 1 4 3 5	H 1 4 2 3 5 B 1 2 4 5 3 H 2 1 4 3 5	H 1 4 2 3 5 B 1 2 4 5 3 H 2 1 4 3 5	
lead	B 2 4 1 5 3 H 4 2 1 3 5 H 4 1 2 5 3	B 2 4 1 5 3 H 4 2 1 3 5 H 4 1 2 5 3	B 2 4 1 5 3 H 4 2 1 3 5 H 4 1 2 5 3	B 2 4 1 5 3 H 4 2 1 3 5 H 4 1 2 5 3	B 2 4 1 5 3 H 4 2 1 3 5 H 4 1 2 5 3	
hunt out	H 1 4 5 2 3 B 4 1 5 3 2 H 4 5 1 2 3	H 1 4 5 2 3 B 4 1 5 3 2 H 4 5 1 2 3	H 1 4 5 2 3 B 4 1 5 3 2 H 4 5 1 2 3	H 1 4 5 2 3 B 4 1 5 3 2 H 4 5 1 2 3	H 1 4 5 2 3 B 4 1 5 3 2 H 4 5 1 2 3	
SLOW WORK	B 5 4 1 3 2 H 5 1 4 2 3 B 1 5 4 3 2	B 5 4 1 3 2 H 5 1 4 2 3 B 1 5 4 3 2	B 5 4 1 3 2 H 5 1 4 2 3 B 1 5 4 3 2	B 5 4 1 3 2 H 5 1 4 2 3 B 1 5 4 3 2	B 5 4 1 3 2 H 5 1 4 2 3 B 1 5 4 3 2	
see other page for details	H 5 1 3 4 2 B 5 3 1 2 4 H 3 5 1 4 2	H 5 1 3 4 2 B 5 3 1 2 4 H 3 5 1 4 2	H 5 1 3 4 2 B 5 3 1 2 4 H 3 5 1 4 2	H 5 1 3 4 2 B 5 3 1 2 4 H 3 5 1 4 2	H 5 1 3 4 2 B 5 3 1 2 4 H 3 5 1 4 2	
	B 3 1 5 2 4 H 1 3 5 4 2 B 1 5 3 2 4	B 3 1 5 2 4 H 1 3 5 4 2 B 1 5 3 2 4	B 3 1 5 2 4 H 1 3 5 4 2 B 1 5 3 2 4	B 3 1 5 2 4 H 1 3 5 4 2 B 1 5 3 2 4	B 3 1 5 2 4 H 1 3 5 4 2 B 1 5 3 2 4	
	H 5 1 2 3 4 B 1 5 2 4 3 H 1 2 5 3 4	H 5 1 2 3 4 B 1 5 2 4 3 H 1 2 5 3 4	H 5 1 2 3 4 B 1 5 2 4 3 H 1 2 5 3 4	H 5 1 2 3 4 B 1 5 2 4 3 H 1 2 5 3 4	H 5 1 2 3 4 B 1 5 2 4 3 H 1 2 5 3 4	
	B 2 1 5 4 3 H 2 5 1 3 4 B 5 2 1 4 3	B 2 1 5 4 3 H 2 5 1 3 4 B 5 2 1 4 3	B 2 1 5 4 3 H 2 5 1 3 4 B 5 2 1 4 3	B 2 1 5 4 3 H 2 5 1 3 4 B 5 2 1 4 3	B 2 1 5 4 3 H 2 5 1 3 4 B 5 2 1 4 3	
2nd BACK WORK	H 2 5 4 1 3 B 2 4 5 3 1 H 4 2 5 1 3	H 2 5 4 1 3 B 2 4 5 3 1 H 4 2 5 1 3	H 2 5 4 1 3 B 2 4 5 3 1 H 4 2 5 1 3	H 2 5 4 1 3 B 2 4 5 3 1 H 4 2 5 1 3	H 2 5 4 1 3 B 2 4 5 3 1 H 4 2 5 1 3	
$\uparrow\uparrow$ with 3	B 4 5 2 3 1 H 5 4 2 1 3 B 5 2 4 3 1	B 4 5 2 3 1 H 5 4 2 1 3 B 5 2 4 3 1	B 4 5 2 3 1 H 5 4 2 1 3 B 5 2 4 3 1	B 4 5 2 3 1 H 5 4 2 1 3 B 5 2 4 3 1	B 4 5 2 3 1 H 5 4 2 1 3 B 5 2 4 3 1	
lie in 5th	H 2 5 3 4 1 B 5 2 3 1 4 H 5 3 2 4 1	H 2 5 3 4 1 B 5 2 3 1 4 H 5 3 2 4 1	H 2 5 3 4 1 B 5 2 3 1 4 H 5 3 2 4 1	H 2 5 3 4 1 B 5 2 3 1 4 H 5 3 2 4 1	H 2 5 3 4 1 B 5 2 3 1 4 H 5 3 2 4 1	
$\downarrow\downarrow$ with 4	B 3 5 2 1 4 H 3 2 5 4 1 B 2 3 5 1 4	B 3 5 2 1 4 H 3 2 5 4 1 B 2 3 5 1 4	B 3 5 2 1 4 H 3 2 5 4 1 B 2 3 5 1 4	B 3 5 2 1 4 H 3 2 5 4 1 B 2 3 5 1 4	B 3 5 2 1 4 H 3 2 5 4 1 B 2 3 5 1 4	
	H 3 2 1 5 4 B 3 1 2 4 5 H 1 3 2 5 4	H 3 2 1 5 4 B 3 1 2 4 5 H 1 3 2 5 4	H 3 2 1 5 4 B 3 1 2 4 5 H 1 3 2 5 4	H 3 2 1 5 4 B 3 1 2 4 5 H 1 3 2 5 4	H 3 2 1 5 4 B 3 1 2 4 5 H 1 3 2 5 4	
	B 1 2 3 4 5 H 1 2 3 4 5 B 1 2 3 4 5	B 1 2 3 4 5 H 1 2 3 4 5 B 1 2 3 4 5	B 1 2 3 4 5 H 1 2 3 4 5 B 1 2 3 4 5	B 1 2 3 4 5 H 1 2 3 4 5 B 1 2 3 4 5	B 1 2 3 4 5 H 1 2 3 4 5 B 1 2 3 4 5	

The start for each bell is the same as that for Grandsire for that bell for the first three blows

Stedman Hints to start

Stedman has some new pieces of work to learn

names are traditional you just have to learn them

Note: Blue text means Backstroke actions

lead 'right': the 1st blow is a HAND stroke

lead 'wrong': the 1st blow is a BACK stroke
when you lead *more quickly*
than the following hand stroke

1st whole turn } lead wrong
point 2nd (or snap 2)
lead right

last whole turn } lead right
point 2nd
lead wrong

half turn } make ONE blow at lead;
call it point lead right
if this is a HAND stroke,
otherwise it is a
point lead wrong.

--- continuation of line from/to back

SLOW WORK uses these new pieces of work

This is all done in 3rd place or below

Mantra	H	3	5	4	2	1	Details
	B	3	4	5	1	2	
3rds	H	4	3	1	5	2	
	B	3	4	1	2	5	
	H	3	1	4	5	2	
	B	1	3	4	2	5	lead 'wrong'
1st whole turn	H	1	4	3	5	2	
	B	4	1	3	2	5	point 2nd
	H	1	4	2	3	5	lead 'right'
	B	1	2	4	5	3	
	H	2	1	4	3	5	
3rds	B	2	4	1	5	3	
	H	4	2	1	3	5	
	B	4	1	2	5	3	
1st half turn	H	1	4	5	2	3	point lead
	B	4	1	5	3	2	
3rds	H	4	5	1	2	3	line of symmetry
	B	5	4	1	3	2	
	H	5	1	4	2	3	
2nd half turn	B	1	5	4	3	2	point lead
	H	5	1	3	4	2	
3rds	B	5	3	1	2	4	
	H	3	5	1	4	2	
	B	3	1	5	2	4	
	H	1	3	5	4	2	lead 'right'
	B	1	5	3	2	4	
last whole turn	H	5	1	2	3	4	point 2nd
	B	1	5	2	4	3	lead 'wrong'
	H	1	2	5	3	4	
	B	2	1	5	4	3	
3rds	H	2	5	1	3	4	
	B	5	2	1	4	3	
	H	2	5	4	1	3	
	B	2	4	5	3	1	

ACTION AT A SINGLE

(there are no Bobs)

The only bells affected are those doing BACK work, the double dodges UP and DOWN in 4th & 5th place

When the call is made. if you are dodging:

UP do CAT'S EARS

DOWN do REVERSE CAT'S EARS (Coathangers).

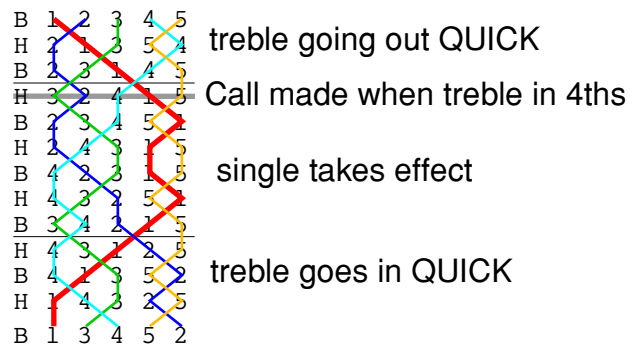
In both cases the work you do *after* the single is the same as the work you were doing *before*; (either QUICK or SLOW).

The effect of the single is to swap positions of the two dodging bells.

The singles examples below are for the treble, shown by the thicker red line.

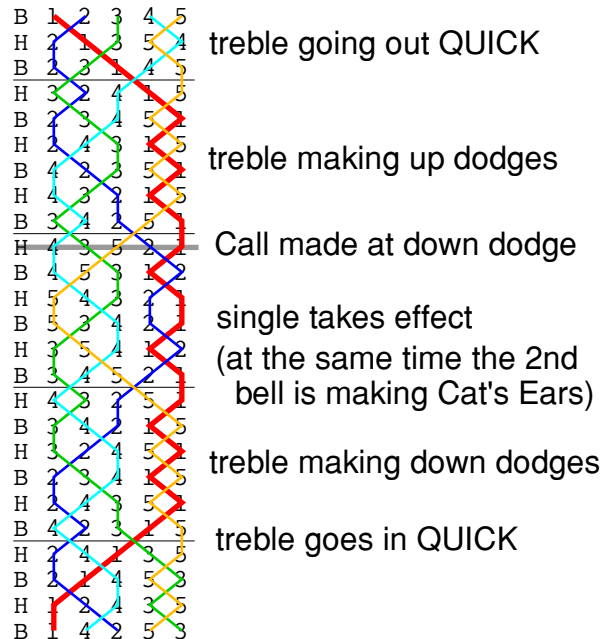
1. Treble making Cat's Ears

Call made at the Treble up-dodge



2. Treble making Reverse Cat's Ears

Call made at the Treble down-dodge



Two consecutive singles are possible but there is not space to describe them here.

TWO SHORT PRACTICE TOUCHES

Cat's Ears 4 x (S P)

REVERSE Cat's Ears 4 x (P S P P)