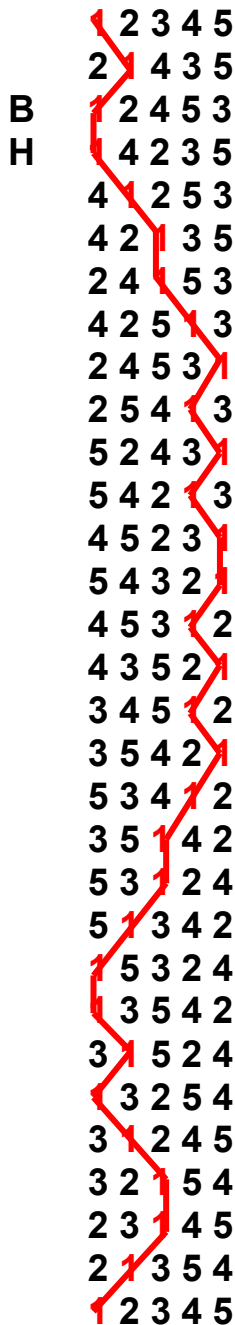


Erin Doubles



Erin can be used as a “Stepping Stone” to move the band on towards Stedman.

Erin Doubles is a principle like Stedman Doubles.

The treble rings the same work as the other bells.

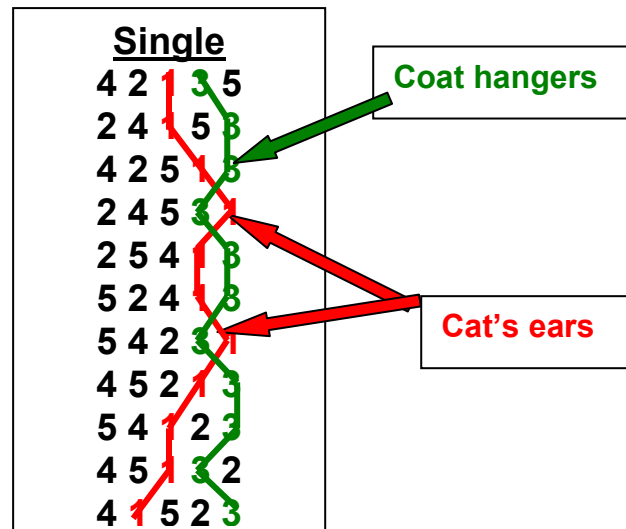
The learner is introduced to backwards leading
i.e. back/hand instead of hand/back, as in Stedman.

It has front work as does Stedman but it is the same work on the front every time. This provides an easier intermediate step.

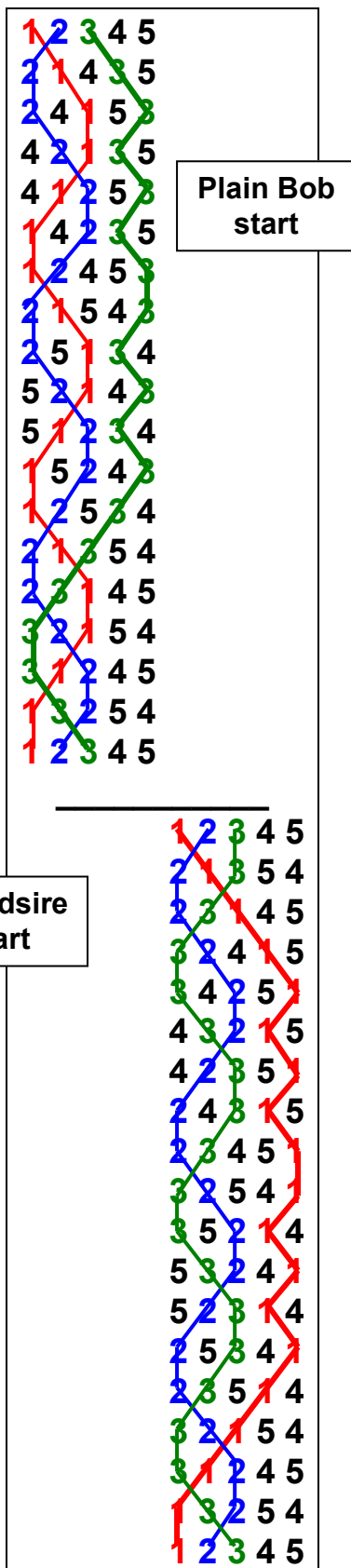
The backwork consists of double dodge/lie/double dodge as in Stedman.

The single in Erin is the same as in Stedman Doubles

Cloister Doubles (All Change Doubles) can also be used in preparation for ringing Stedman. It also provides a way to learn to double dodge at the back. There is no front work.



Stedman quick sixes (Cloister Doubles)

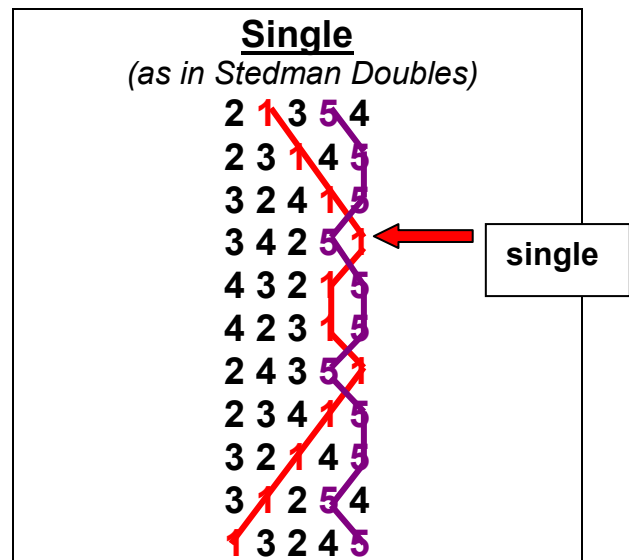


Two bells hunt to thirds place.
 With a Plain Bob start
 it is the treble and the two.
 With a Grandsire start it is the
 two and the three.

*It is very useful for ringers
 learning to hunt as the ropesight
 is very easy.*

The other bells double dodge
 4/5 up, lie and double dodge
 4/5 down.

*The **single** is the same as in
 Stedman, and provides an
 easier way to practise ringing
cat's ears and coat hangers
 before ringing them in Stedman.*



For a simple touch the conductor calls himself to
 make the single with the same bell twice